

Pot of Gold Sight Words

A Saint Patricks Day themed file folder game

Kaylee's Education Studio



2nd grade B

Copyright © 2012

All rights reserved. The purchaser may make copies for individual, classroom, or home use.
Reproduction for school wide or district wide use is prohibited.

To obtain permission to use material from this work beyond the terms of the copyright, you may send a request through email to boslen2009@eagles.ewu.edu.

Making the file-folder game

1. Cut out the rainbow words and the pots of gold.
2. Fold the rainbow pieces on the dotted line and glue to the inside of a file-folder.
3. Cut out the pieces pouch and the folder label and glue to the front of the file-folder. When not playing the game students will store the pots of gold in the pieces pouch.
4. You can laminate the pieces to increase the durability of the game.

Directions

5. Without his partner looking one player hides a pot of gold under a rainbow.
6. Next, the second player chooses a rainbow, reads the sight word on the rainbow and then checks to see if s/he found a pot of gold.
7. When a pot of gold is found that player keeps the pot of gold. If s/he doesn't find a pot of gold then its that players turn to hide a pot of gold.
8. Keep taking turns.
9. The player who has the most gold at the end of the game wins.

WARNING - Players can't choose a rainbow with a pot of gold that they've put down.

green



its



made



many







off



or





tell



their



these



those







PIECES

Second Grade B

Pot of Gold

Sight Words

